



ಬೃಹತ್ ಬೆಂಗಳೂರು ಮಹಾನಗರ ಪಾಲಿಕೆ  
Bruhat Bengaluru Mahanagara Palike



# BBMP COVID-19 WAR ROOM BULLETIN – 01.08.2021



# ABSTRACT OF COVID-19 CASES IN BENGALURU

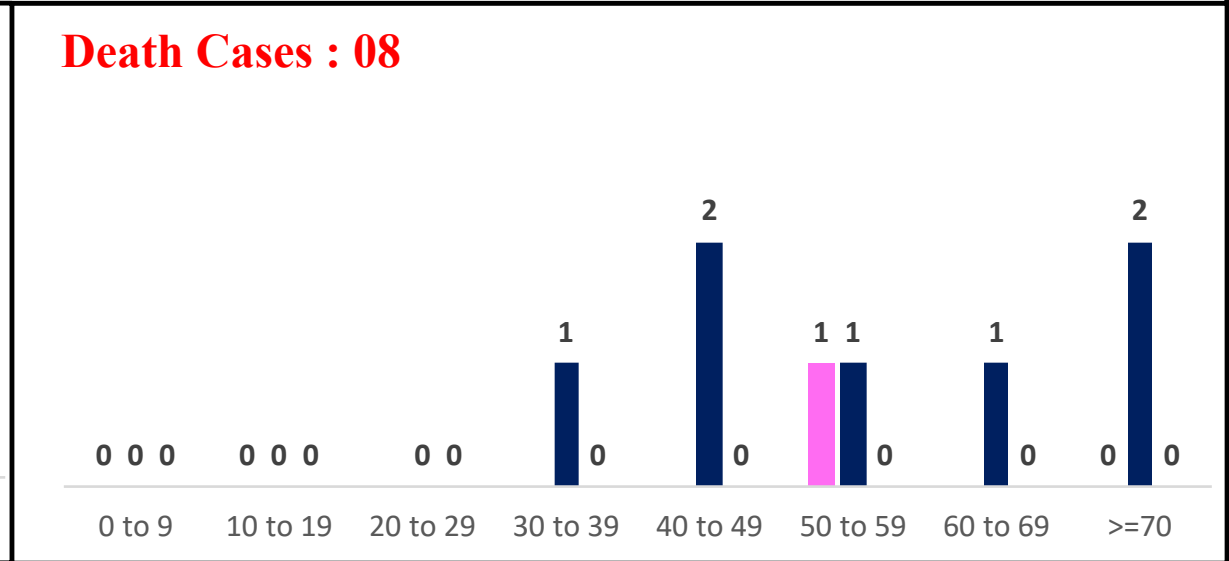
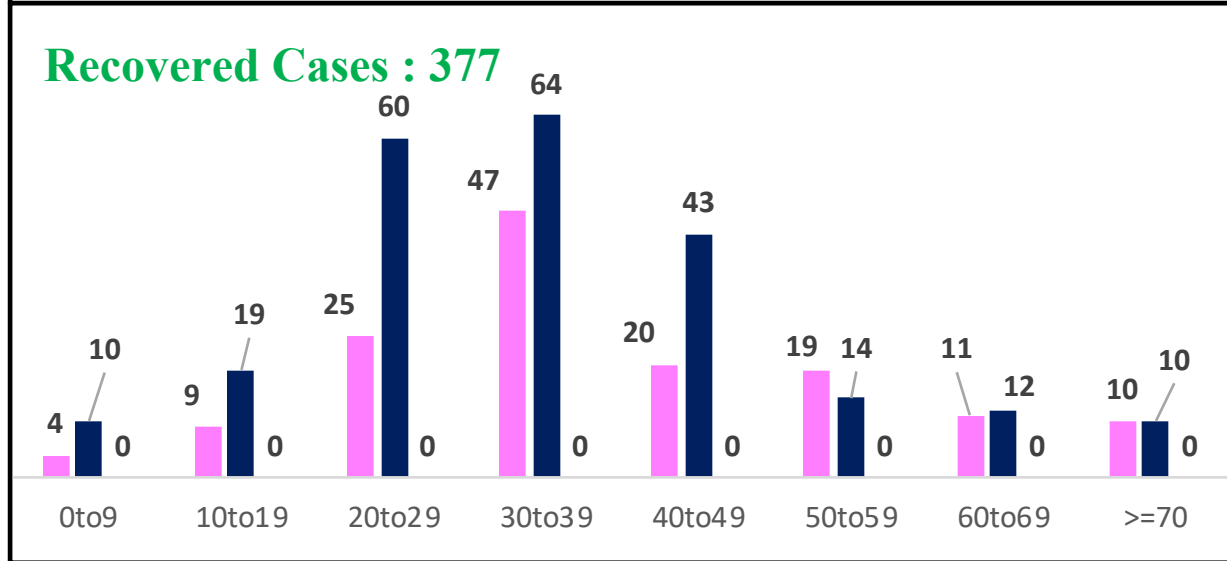
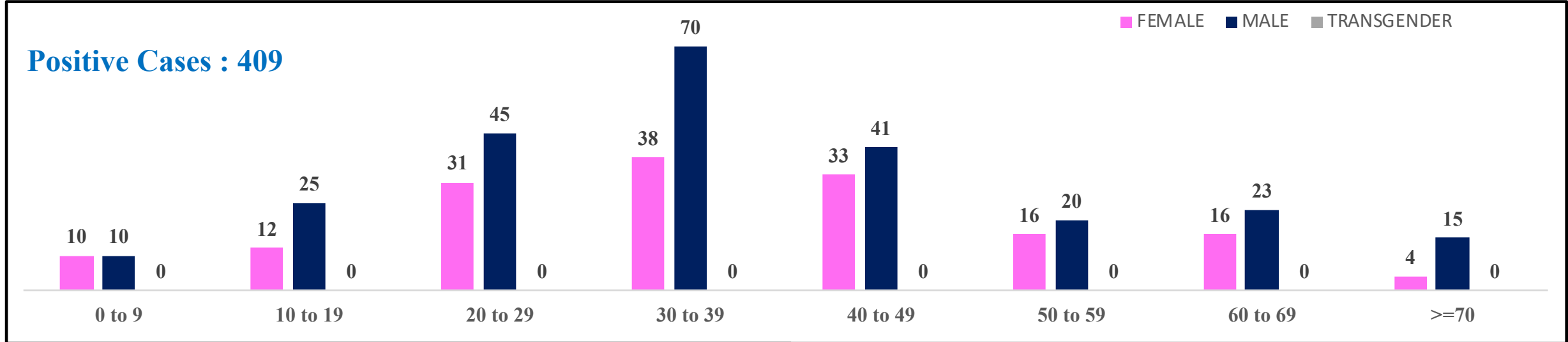


	MALE	FEMALE	TRANSGENDER	MALE	FEMALE	TRANSGENDER	TOTAL	
	Last 24 Hours	Last 24 Hours	Last 24 Hours	Cumulative	Cumulative	Cumulative	Last 24 Hours	Cumulative
<b>Positive Cases</b>	249	160	0	7,33,861	4,93,755	132	<b>409</b>	<b>12,27,748</b>
<b>Recovered Cases</b>	232	145	0	7,19,474	4,83,736	104	<b>377</b>	<b>12,03,314</b>
<b>Death Cases</b>	7	1	0	10,061	5,816	4	<b>8*</b>	<b>15,881</b>
<b>Total Tests Done</b>	<b>In Last 24 hrs : 63,169</b>					<b>Cumulative : 1,67,08,106</b>		
<b>ACTIVE CASES</b>					<b>8,553</b>			

\* Covid deaths occurred today : 00 | Covid deaths occurred beyond last 24 hrs, reported today : 08



# LAST 24 HOURS AGE GROUP AND GENDER WISE DISTRIBUTION





# SNAPSHOT OF BENGALURU COVID-19 CASES IN LAST 8 WEEKS



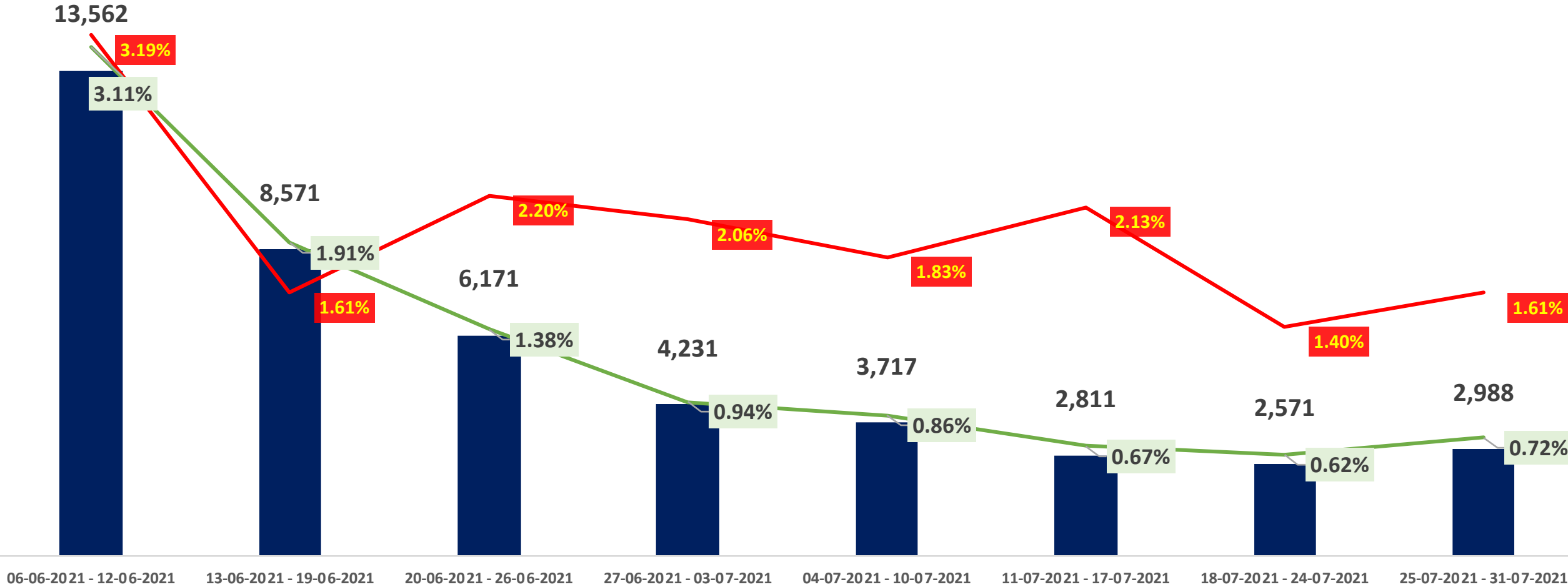
	06/06/21 TO 12/06/21	13/06/21 TO 19/06/21	20/06/21 TO 26/06/21	27/06/21 TO 03/07/21	04/07/21 TO 10/07/21	11/07/21 TO 17/07/21	18/07/21 TO 24/07/21	25/07/21 TO 31/07/21
<b>Total Positive Cases</b>	13,562	8,571	6,171	4,231	3,717	2,811	2,571	2,988
<b>Total Recovered Cases</b>	44,475	23,146	13,844	49,599	8,208	4,459	6,071	2,602
<b>Total Death Cases</b>	432	138	136	87	68	60	36	48
<b>Case Fatality Rate</b>	3.19%	1.61%	2.20%	2.06%	1.83%	2.13%	1.40%	1.61%
<b>Total Tests Conducted</b>	4,35,961	4,47,703	4,45,936	4,48,479	4,32,060	4,19,620	4,15,519	4,13,715
<b>Positivity Rate</b>	3.11%	1.91%	1.38%	0.94%	0.86%	0.67%	0.62%	0.72%



# POSITIVITY AND MORTALITY RATE OF BENGALURU – LAST 8 WEEKS

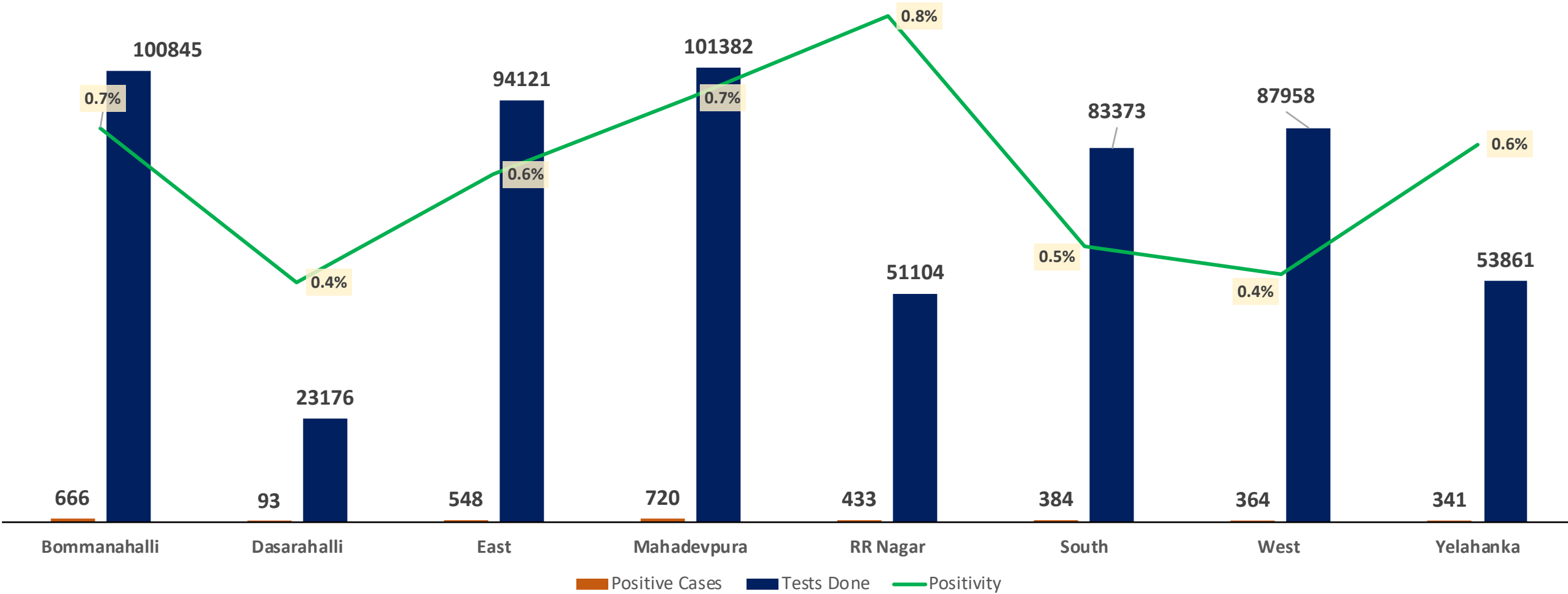


■ Total Positive Cases    — Case Fatality Rate    — Positivity Rate



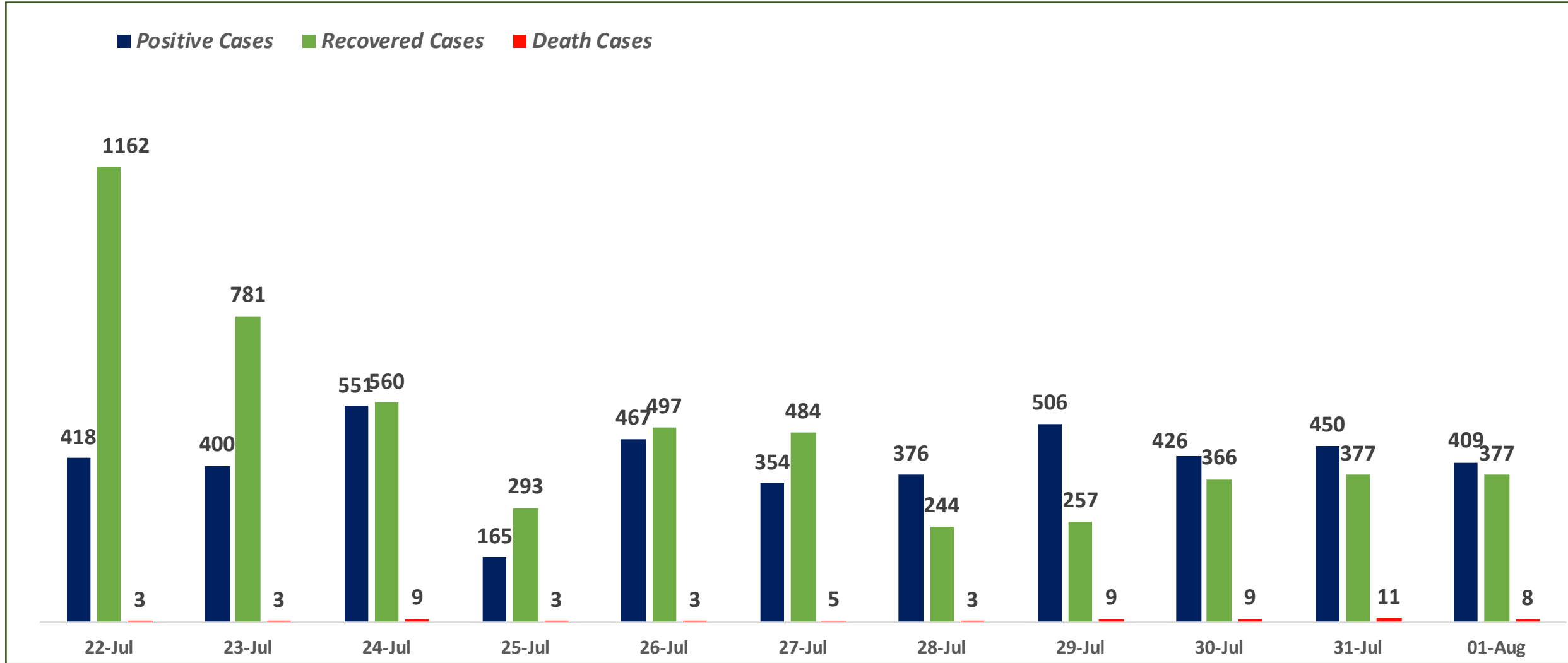


# ZONE WISE POSITIVITY TREND IN LAST 10 DAYS





# SNAPSHOT OF POSITIVE, RECOVERED AND DEATH CASES OVER LAST 10 DAYS ACROSS BBMP ZONES

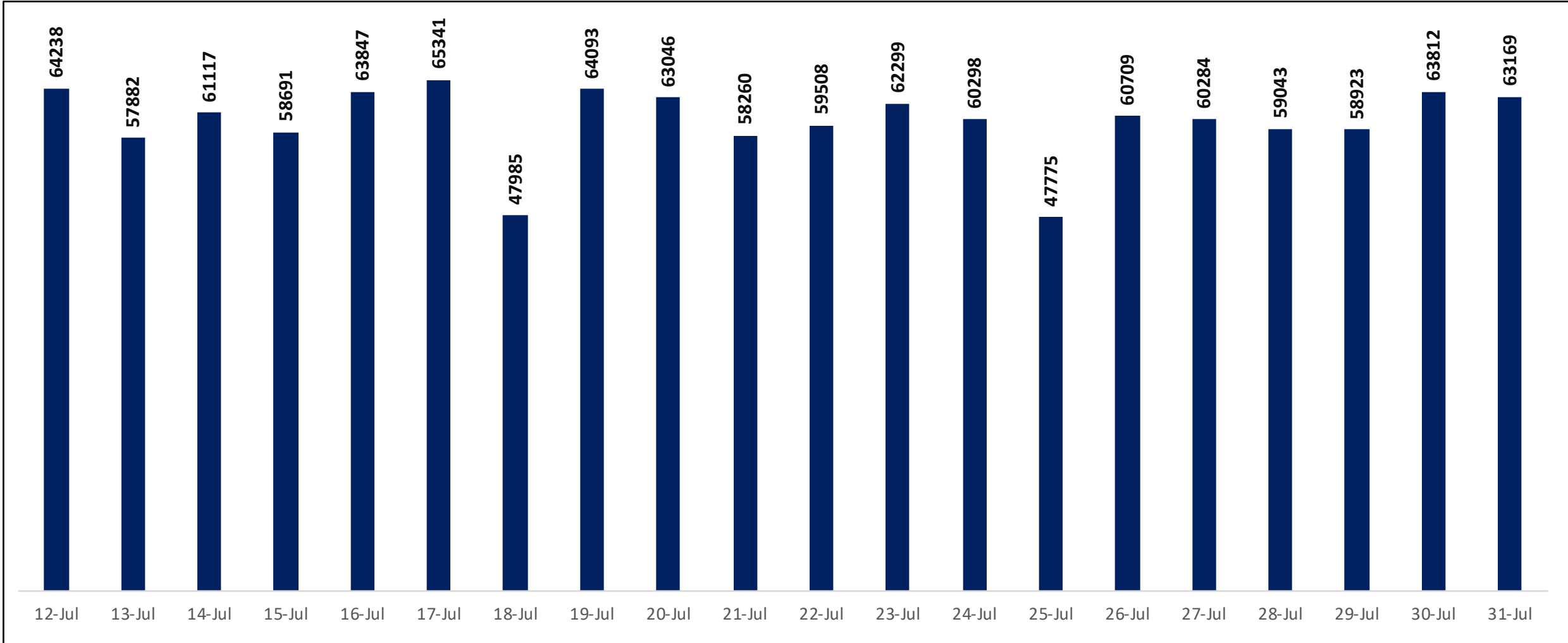




# TESTING TRENDS IN BENGALURU



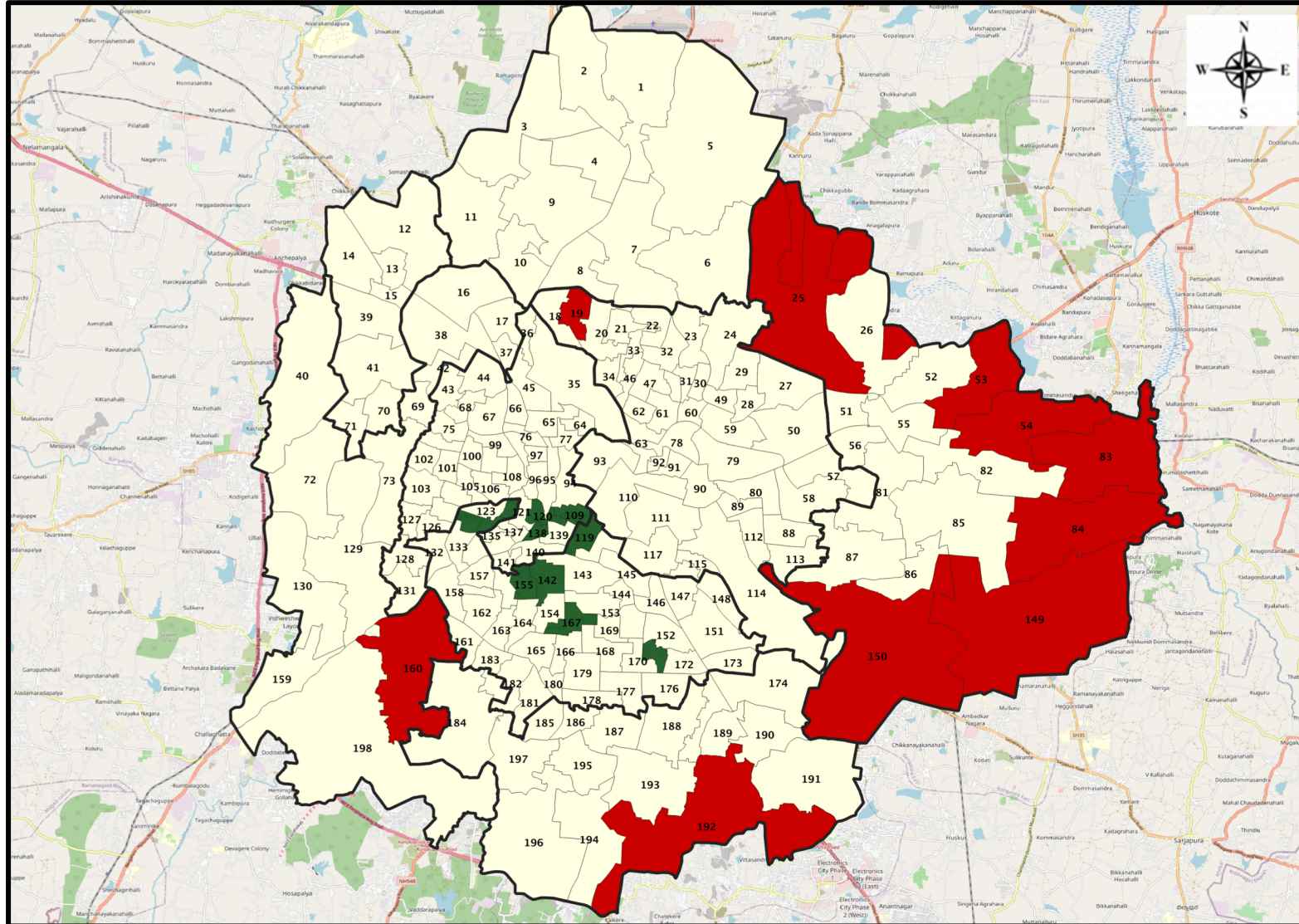
Total Test Conducted Till Date	Test Conducted Last 24 hours
1,67,08,106	63,169







# BENGALURU URBAN MAP SHOWING TREND OF POSITIVE CASES IN LAST 10 DAYS



## Top 10 wards reporting highest number of positive cases in last 10 days

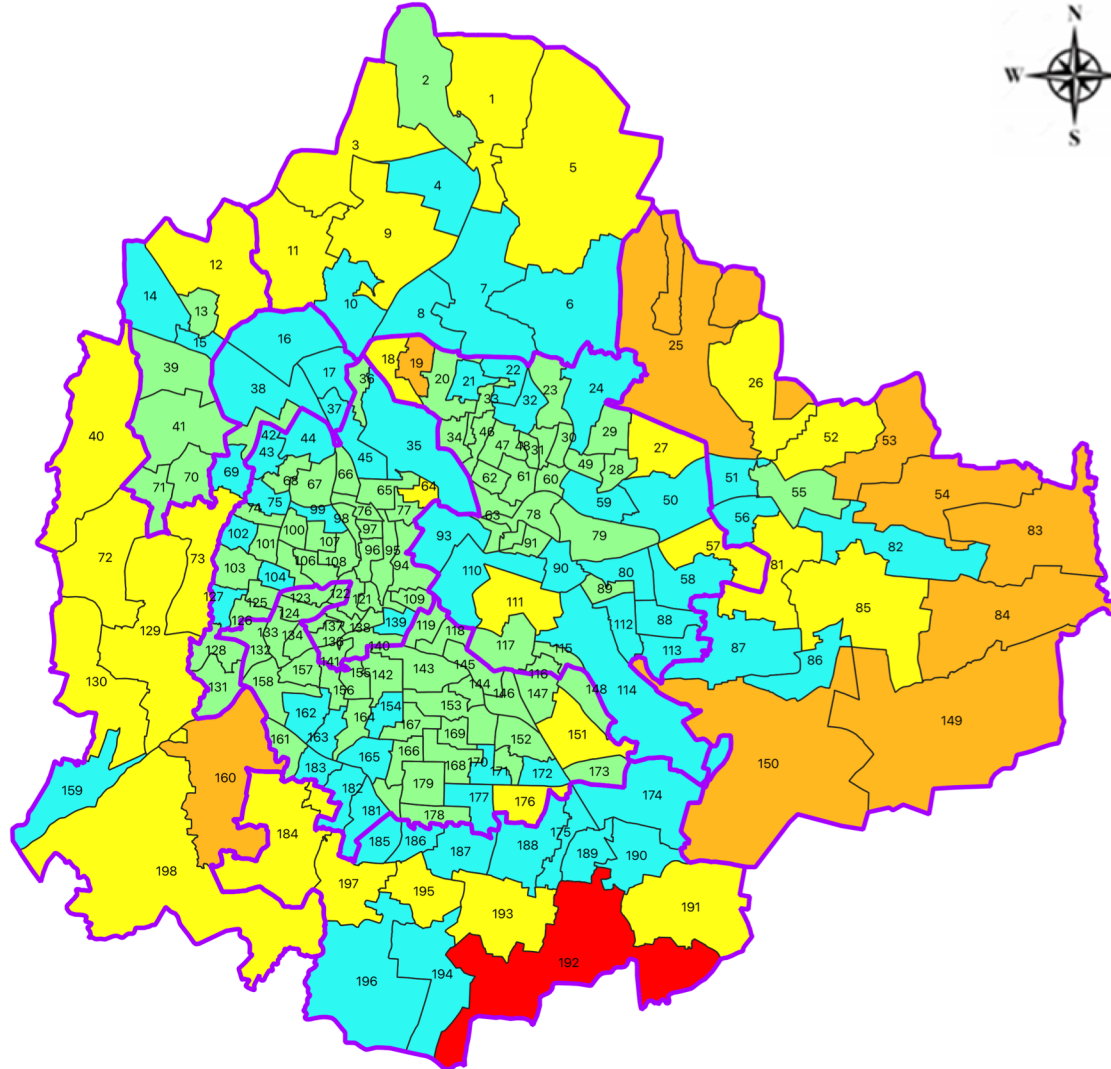
Ward No.	Ward Name	Daily Cases Average
192	BEGUR	10
84	HAGADUR	8
150	BELLANDURU	8
25	HORAMAVU	8
54	HUDI	6
83	KADUGODI	6
53	BASAVANAPURA	6
160	RAJARAJESHWARI NAGAR	6
149	VARTHURU	5
19	SANJAY NAGAR	5







## Top 10 wards reporting least number of positive cases in last 10 days

Ward No.	Ward Name	Daily Cases Average
120	COTTONPETE	0
122	KEMPAPURA AGRAHARA	0
155	HANUMANTH NAGAR	0
167	YEDIYUR	0
171	GURAPPANAPALYA	0
109	CHICKPETE	0
119	DHARMARAYA SWAMY TEMPLE	0
124	HOSAHALLI	0
138	CHALAVADIPALYA	0
142	SUNKENAHALLI	0



# BENGALURU MAP SHOWING INTENSITY OF POSITIVE CASES IN LAST 10 DAYS



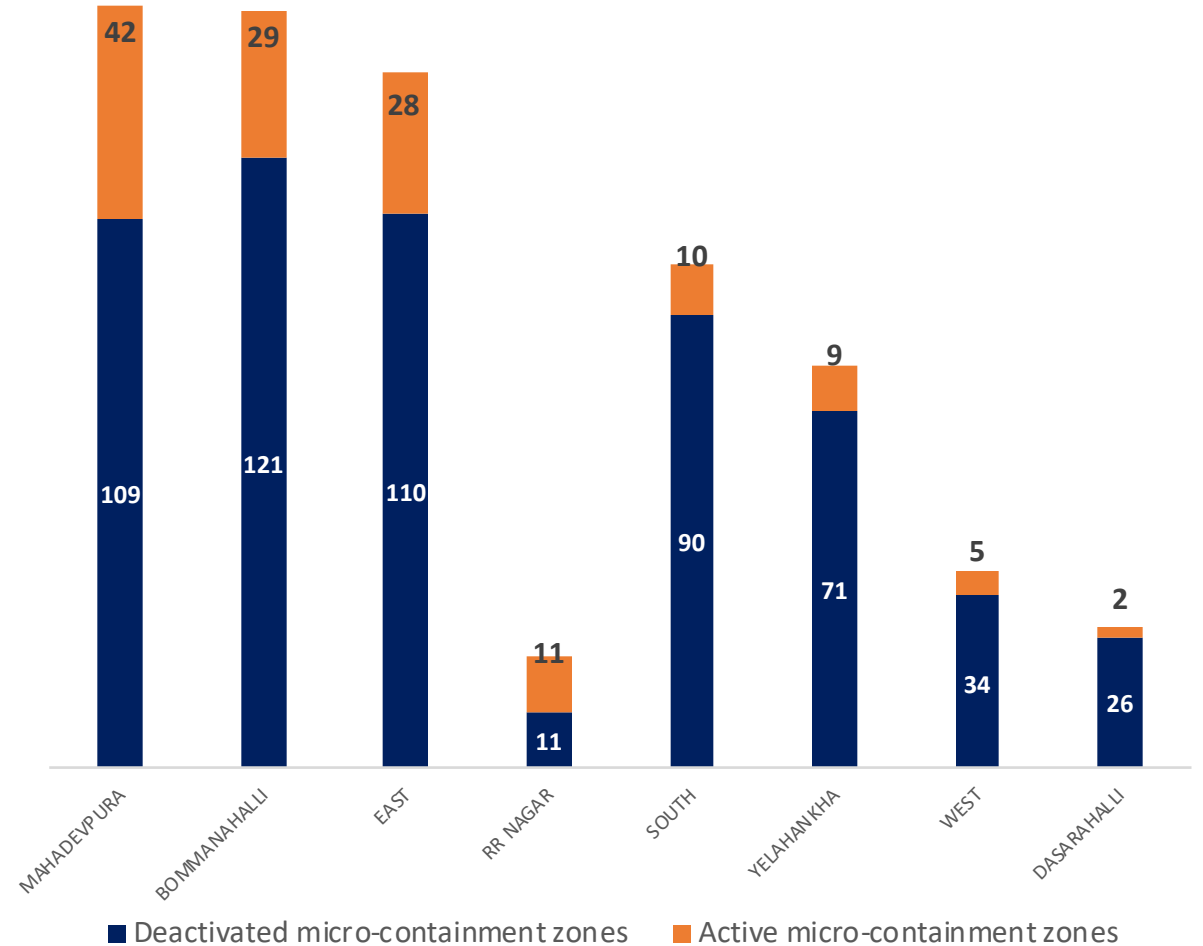
-  **Level 1 : 0 to 10 Cases**
-  **Level 2 : 10 to 25 Cases**
-  **Level 3 : 25 to 50 Cases**
-  **Level 4 : 50 to 100 Cases**
-  **Level 5 : Above 100 Cases**
-  **Zone Boundaries**



# MICRO CONTAINMENT ZONE DETAILS

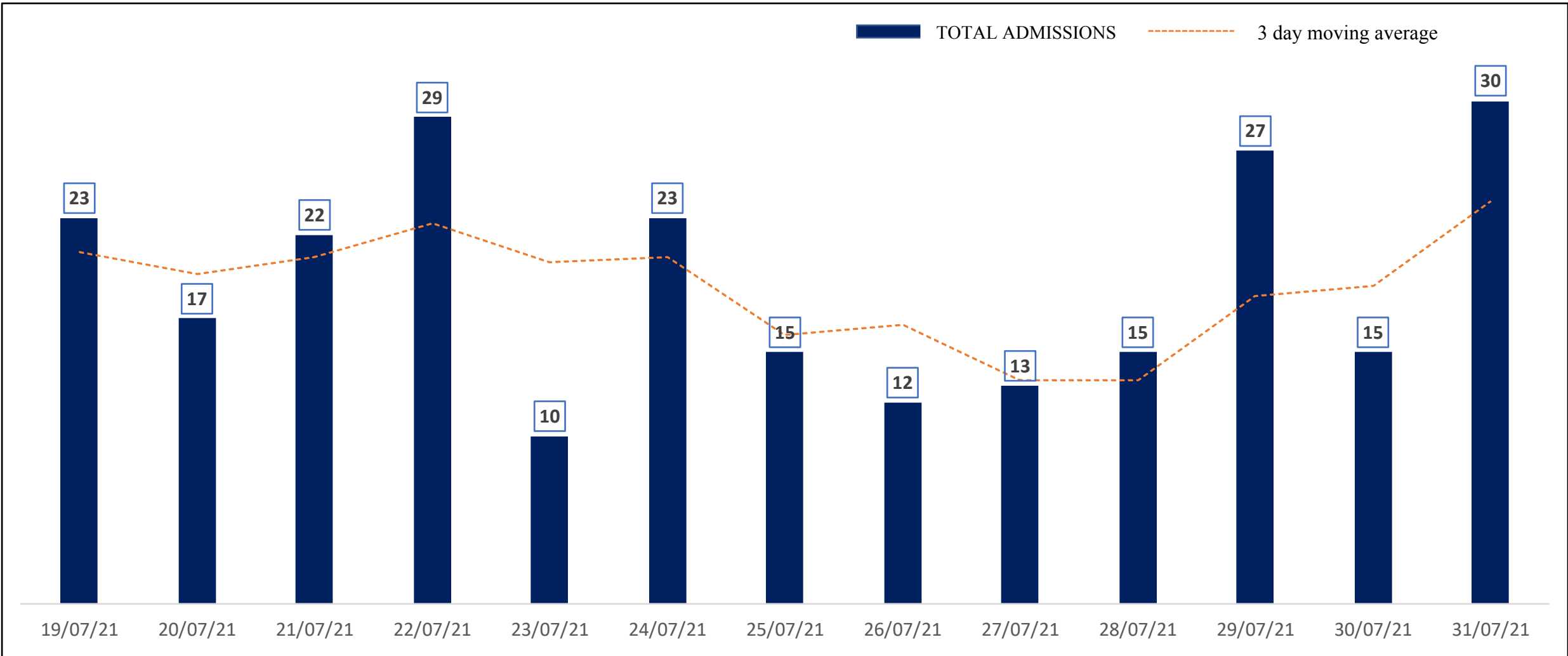


ZONE	TOTAL DECLARED	TOTAL DEACTIVATED	TOTAL ACTIVE
MAHADEVPURA	151	109	42
BOMMANAHALLI	150	121	29
EAST	138	110	28
RR NAGAR	22	11	11
SOUTH	100	90	10
YELAHANKHA	80	71	9
WEST	39	34	5
DASARAHALLI	28	26	2
<b>TOTAL</b>	<b>708</b>	<b>572</b>	<b>136</b>





# HOSPITAL ADMISSIONS LAST 15 DAYS TREND



\* Only Fresh Admissions considered

\* Only govt quota admissions through CHBMS



# COVID BED STATUS AS ON 01.08.2021



SR. NO.	Facility Type	No. of Hospital	Total Allocated Beds for C+ Patients					Occupied Beds for C+ Patients					Net Available Beds for C+ Patients				
			Gen Beds	HDU	ICU Beds	ICU-V	Total	Gen Beds	HDU	ICU Beds	ICU-V	Total	Gen Beds	HDU	ICU Beds	ICU-V	Total
1	Government Medical Colleges	4	20	621	53	76	770	0	16	3	3	22	20	605	50	73	748
2	Government Hospitals	16	649	210	65	127	1,051	85	44	9	27	165	564	166	56	100	886
<b>Total Beds</b>		<b>20</b>	<b>669</b>	<b>831</b>	<b>118</b>	<b>203</b>	<b>1,821</b>	<b>85</b>	<b>60</b>	<b>12</b>	<b>30</b>	<b>187</b>	<b>584</b>	<b>771</b>	<b>106</b>	<b>173</b>	<b>1,634</b>

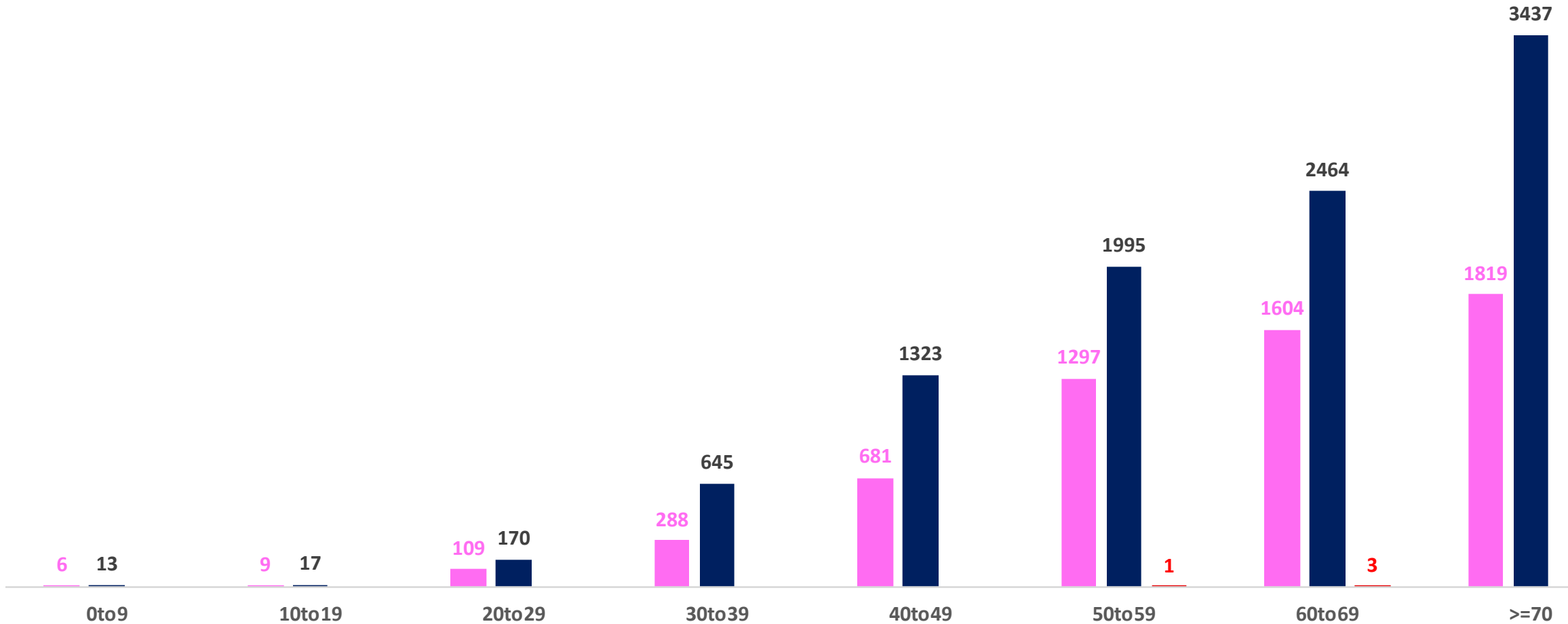


# AGE AND GENDER WISE DISTRIBUTION OF DEATH CASES



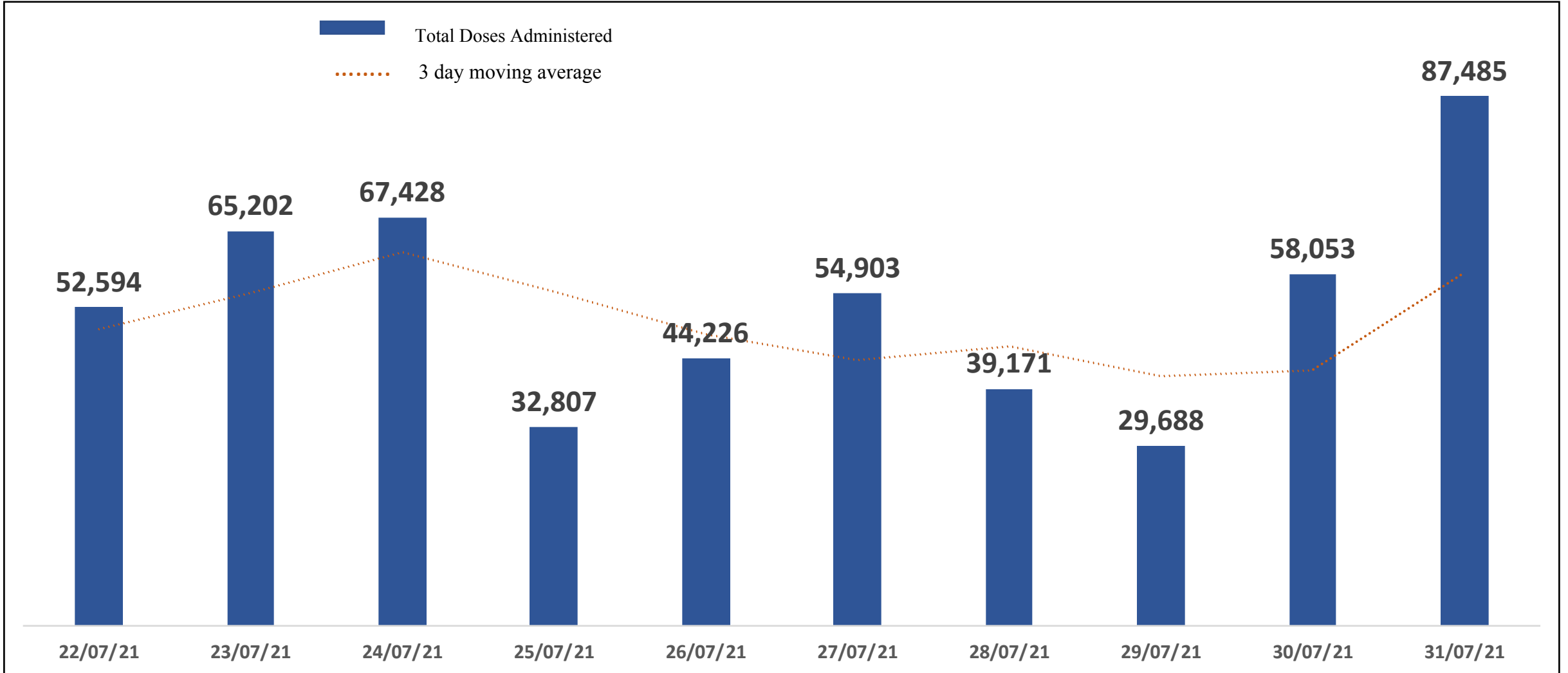
**Death Cases: 15,881**

Female Male Transgender





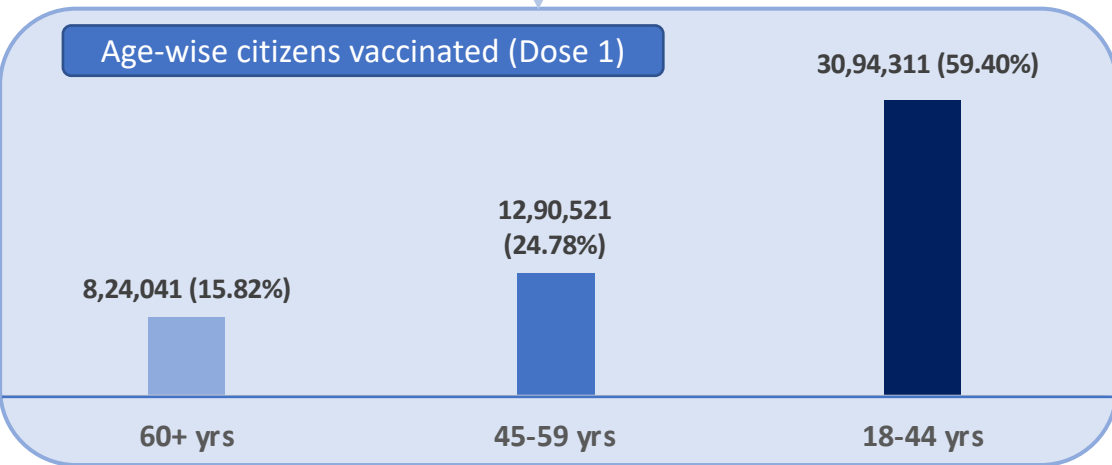
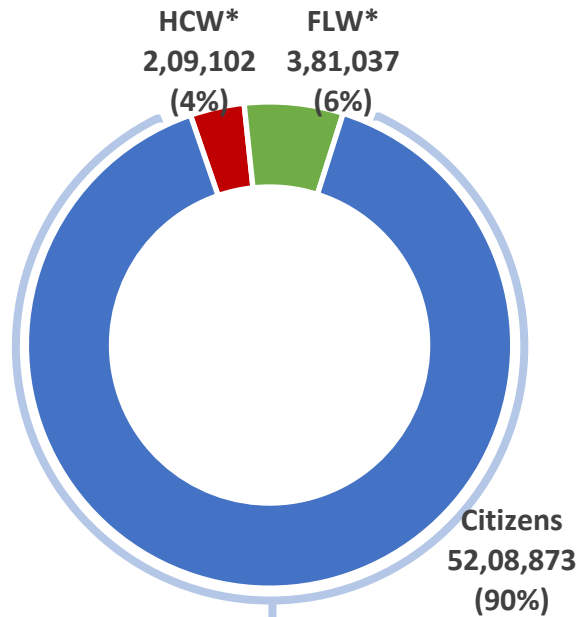
# TOTAL VACCINE DOSES ADMINISTERED IN LAST 10 DAYS



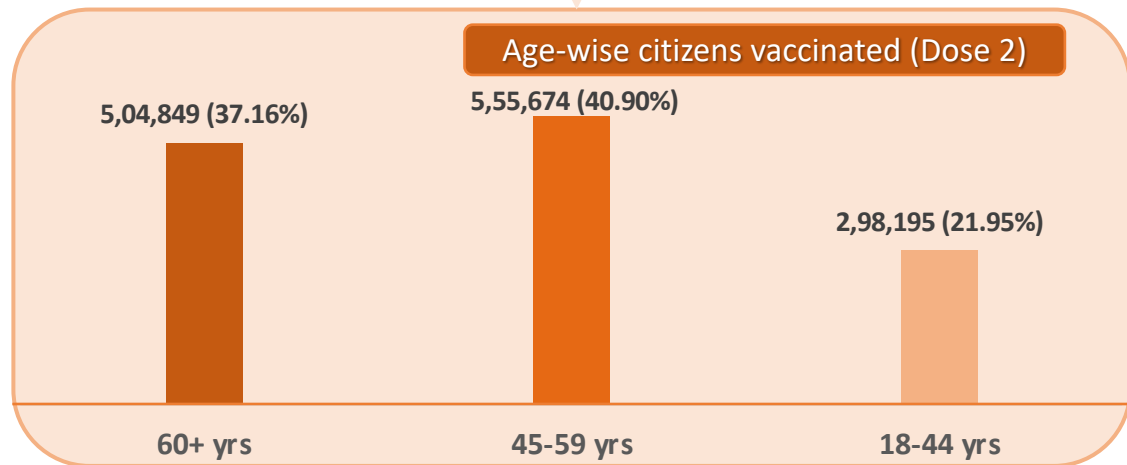
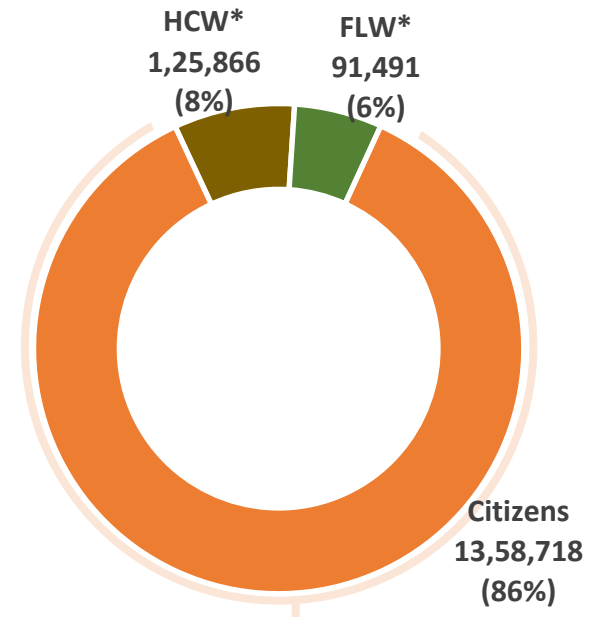


# CATEGORY WISE CUMULATIVE VACCINATION IN BBMP

Dose 1



Dose 2



\*HCW : Health Care Workers  
 \*FLW : Front Line Workers

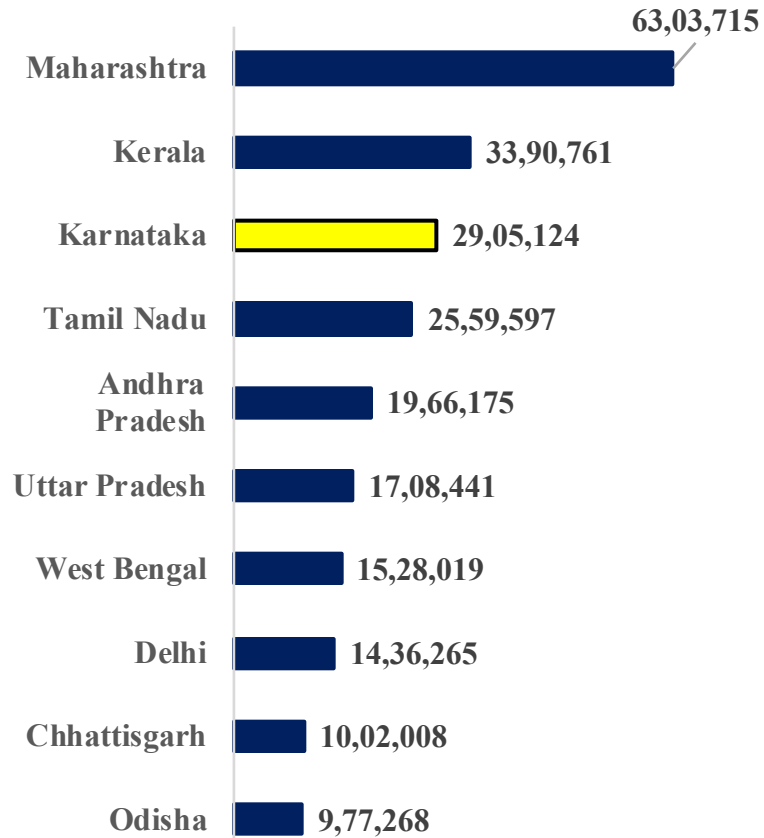




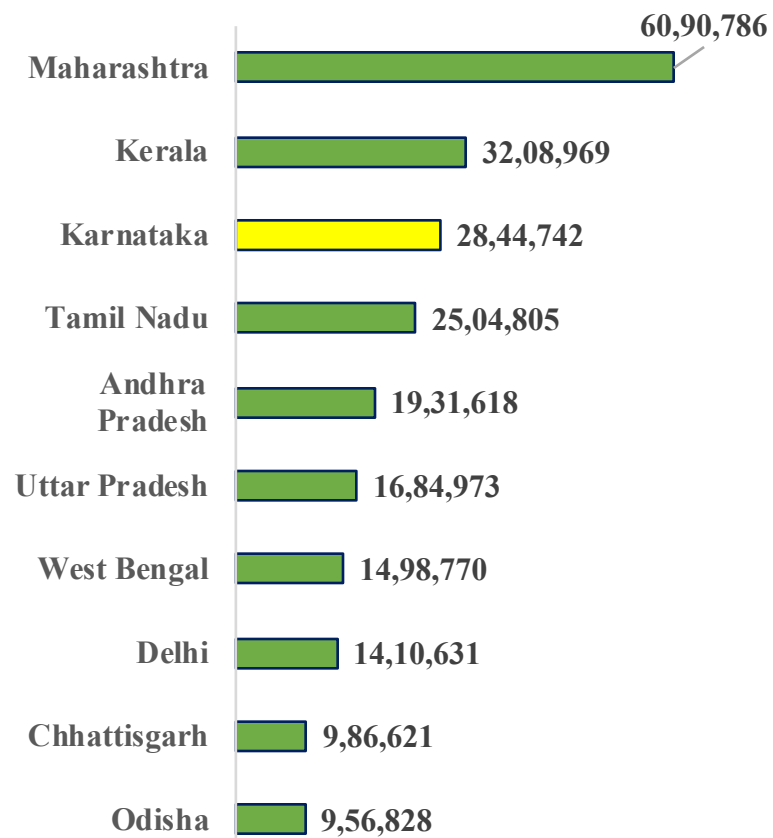
# TOP 10 COVID19 AFFECTED INDIAN STATES



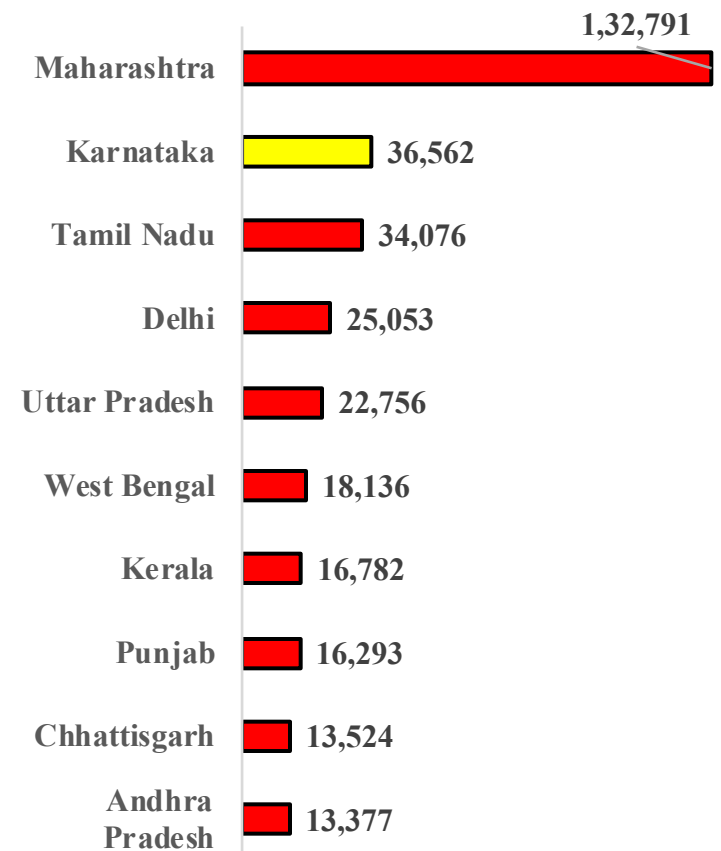
## Total Positive Cases



## Total Recovered Cases



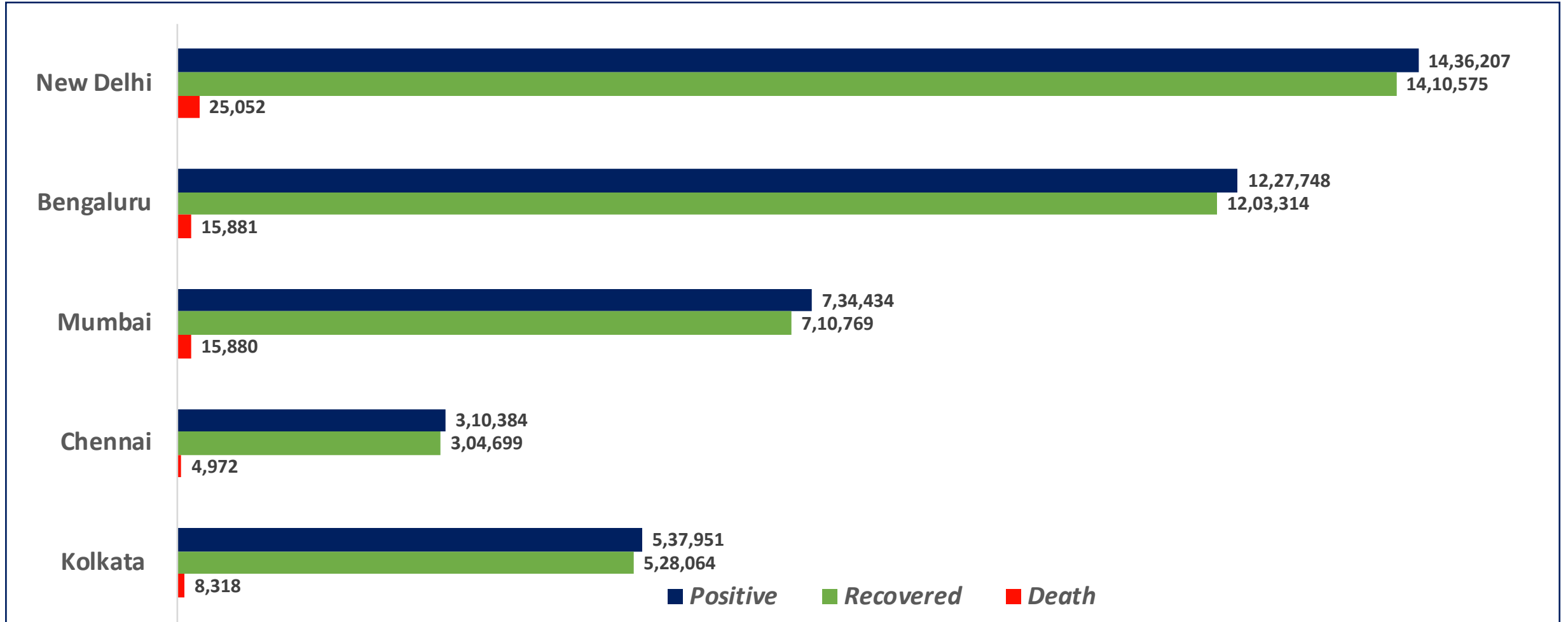
## Total Death Cases



Source : <https://www.covid19india.org/> at 6:00 pm (01.08.2021)



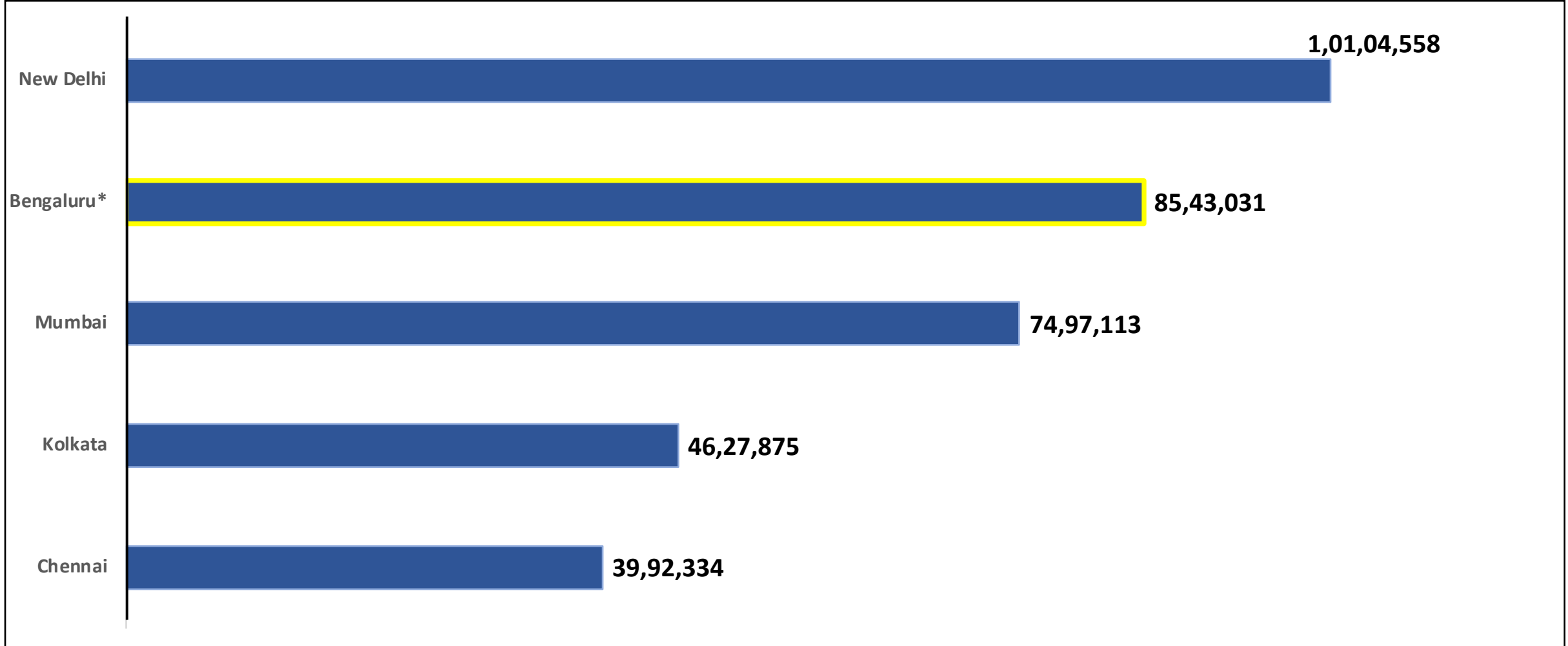
# BENGALURU AND OTHER METROPOLITAN CITIES



Source : <https://www.covid19india.org/> at 6:00 pm (01.08.2021)



# VACCINE DOSES ADMINISTERED IN BENGALURU AND OTHER METROPOLITAN CITIES



Source : <https://dashboard.cowin.gov.in/> at 6:00 pm (01.08.2021)

\*includes BBMP & Bengaluru Urban



# SNAPSHOT OF COVID-19 CASES IN BENGALURU URBAN



**Total Wards With  
<=10 Cases\* :  
102**

**Tests Conducted  
On 31.07.2021:  
63,169**

**Recovery  
Rate:  
98.01%**

**Total  
Active Cases :  
8,553**

**Total Vaccinated on  
31.07.2021:  
87,485**

**Positivity  
Rate\* :  
0.72%**

**Active  
Rate:  
0.70%**

**Case  
Fatality Rate\* :  
1.61%**



\*Total positive cases In the past 10 days

\*CFR and positivity is for Past 7 days



ಬೃಹತ್ ಬೆಂಗಳೂರು ಮಹಾನಗರ ಪಾಲಿಕೆ  
Bruhat Bengaluru Mahanagara Palike



<b>Download BBMP Bulletin</b>	<a href="https://apps.bbmpgov.in/covid19/mediabulletin.php">https://apps.bbmpgov.in/covid19/mediabulletin.php</a>
<b>For BBMPCovid19 Bed Status:</b>	<a href="https://apps.bbmpgov.in/covid19/en/Bedstatus.php">https://apps.bbmpgov.in/covid19/en/Bedstatus.php</a>
<b>To register for vaccination :</b>	<a href="https://selfregistration.cowin.gov.in/">https://selfregistration.cowin.gov.in/</a>
<b>BBMP COVID19 Dashboard:</b>	<a href="https://apps.bbmpgov.in/covid19/">https://apps.bbmpgov.in/covid19/</a>
<b>Follow us on:</b>	 <a href="http://www.facebook.com/bbmp.comm1/">www.facebook.com/bbmp.comm1/</a>
	 <a href="https://twitter.com/BBMPCOMM">twitter.com/BBMPCOMM</a>

Issued by:

Honorable Chief Commissioner, BBMP  
Special Commissioner Health & IT, BBMP  
MD, Bengaluru Smart City Limited

THANK YOU !

Ministry of Information and Broadcasting  
Government of India

#IndiaFightsCorona

**Wear Masks:**

- A double layer cotton homemade mask is better than none.
- **N95 mask** offers maximum protection.

**A mask should:**

- Fit snugly on your face leaving **no air pockets** around your nose or chin.
- Cloth masks should be **washed** and **sun-dried** each day.

\*PSA Advisory to prevent transmission of SARS-CoV-2 virus

/COVIDNewsByMIB /MIB\_India /MIB\_Hindi /inbministry /inbministry /mib\_india